


Development can have a major impact on many aspects of our environment; therefore we need your help to make sure that we protect our natural resources. Untreated runoff affects water quality, human, animal and environmental health and can cause flooding when storm drains are clogged with sediment and debris.

The developer and contractor are responsible for onsite containment and any consequential costs, however we are available to answer any questions you may have.

For more information, please contact the Department of Ecology Spokane Office at 509-329-3554 or Yakima Ecology Office at 509-574-3991 and visit us online at www.ecy.wa.gov




Sand in gutter and catch basin in a construction area.



Sand inside ex-filtration trench pipe inside catch basin.

For More Information



City of Pasco
call 509-545-3463
or visit our website
www.pasco-wa.gov




City of Richland
call 509-942-7508
or visit our website
www.ci.richland.wa.us/richland/utilities



City of Kennewick
call 509-585-4289
or visit our website
www.ci.kennewick.wa.us/municipal_services/water_sewer.asp



City of West Richland
call 509-967-5434
or visit our website
www.westrichland.org



Spokane Ecology Office
for city of Pasco
call 509-329-3554
or visit our website
www.ecy.wa.gov

Yakima Ecology Office
(All other cities),
call 509-574-3991
or visit our website
www.ecy.wa.gov


Construction Site Erosion & Sediment Control

An Informational Brochure Created for:

Developers
General Contractors
Home Builders
Landscaping Firms
Consulting Engineers

Presented by:

City of Pasco
City of Kennewick
City of Richland
City of West Richland
Department of Ecology




Erosion due to a failed storm drain system.

The Cities of Pasco, Kennewick, Richland and West Richland, along with the Department of Ecology are collectively committed to maintaining an effective erosion and sediment control program at all construction sites to ensure the environmental integrity. We look forward to working with you to implement all best management practices.

How Can New Development Affect Our Streams, Rivers, and Groundwater?

Whenever there is new site development, the primary concern is the potential for sediment and contaminants in the runoff from the construction activities and its' impact on the local environment. Wind, water, humans, and machines carry these sediments and contaminants along with soil, litter, and other debris away from the development site and into our local storm drain systems, endangering water quality and damaging stormwater facilities. Everything carried, pushed, or spilled by site development can be picked-up by water flowing over the site. This water finds its way into storm drains, and without treatment, into our local streams, rivers and groundwater. This untreated runoff affects water quality; human, animal, and environmental health; and can cause flooding when storm drains become clogged or blocked.



The Department of Ecology offers the following suggestions to make sure that all sites are in compliance with all codes and regulations:

Onsite Erosion Control

- Stormwater is required to be retained onsite, to prevent runoff from entering the storm drain system:

Silt Fence—a temporary barrier of permeable fabric designed to slow the flow of sediment and help detain soil.

Onsite Sediment Containment—stabilized entrances and exits to construction sites reduce the tracking of mud and dirt into storm drains and roadways.

Offsite Erosion Control

- Storm Drain Inlet Protection—items such as gravel bags and tubes are placed at inlets to detain sediment.

- Preserve existing vegetation—maintaining existing vegetation to minimize potential soil erosion by stabilizing the soil.

- Physical Stabilization—covering exposed soil can effectively protect against erosion, examples include:

Geotextiles/Mats—soil can temporarily or permanently be held in place while maintaining moisture near the surface


Soil Binders—applying and maintaining polymeric or lignin sultanate soil stabilizers for temporary erosion protection

Hydroseeding—applying a mixture of wood, fiber, seed and fertilizer to provide soil stabilization

New Vegetation—providing long term benefits such as slope and soil stabilization, water infiltration and sediment filtration by planting ground cover, sod, shrubs and trees

Best Management Practices

- Maintaining controls and best practices throughout the project is critical to ensure effectiveness.
- Designate one specific area away from storm drains as the site entrance and for all parking, vehicle refueling, and routine equipment maintenance.
- Use only as much water as needed for dust control.
- Use gravel approaches to reduce soil compaction and limit the tracking of sediments into streets, where truck and equipment traffic is frequent.
- Establish and use an adequate sized concrete washout area to contain all liquids onsite.
- Regularly schedule street sweeping at the construction site entrance to help prevent dirt from entering the storm drains.



Potential for concrete to spill into gutter.